



Walton Arts Center

Technical Package



Baum Walker Hall

Revision 16.3.0 – September 16, 2023



Walton Arts Center

Baum Walker Hall

Technical Information Package

<u>Administrative Offices (shipping):</u>	255 N School Ave, Fayetteville, AR 72701
<u>Stage Door/Loading Dock (freight):</u>	495 W Dickson St, Fayetteville, AR 72701
<u>Billing:</u>	PO Box 3547, Fayetteville, AR 72702-3547
<u>Main Phone:</u>	479-443-9216
<u>Box Office Phone:</u>	479-443-5600
<u>Website:</u>	waltonartscenter.org

For ALL incoming USPS/UPS/FedEx packages, please use Administrative Offices. All packages will be signed for by the front desk receptionist, logged, and delivered to stage level by venue staff.

Packages are not delivered by carriers on Saturday or Sunday, so please arrange shipments accordingly.

Please notify production staff of any outgoing packages and use the Administrative Offices as the pickup address.

All freight must use the Loading Dock address.

Contents

Contact Information.....	7
Director, Programming.....	7
General Manager.....	7
Production Staff.....	7
Technical Director	7
Assistant Technical Director.....	7
Artist Services Coordinator	7
Production Manager.....	7
Audio Supervisor.....	7
Senior Production Coordinator	7
Front of House.....	7
Box Office.....	7
Box Office Manager	7
Driving Directions.....	8
Company Management	9
Green Room (see “Appendix E - Photos” – page 36).....	9
Production Office	9
Stage Manager’s Console.....	9
Local Crew	9
Access for People with Disabilities.....	9
Policies.....	9
Carpentry.....	10
Loading Dock (see “Appendix E - Photos” – page 36).....	10
Seating Capacity	10
Stage Dimensions	10
Orchestra Pit Lift	10
Stage Floor.....	10
Soft Goods.....	11
Props	12
Acoustical Shell.....	12

Music..... 12

Platforms/Riser Decks..... 12

Lectern 12

Dance Floor 12

Rigging..... 13

 Fly System..... 13

 Line Set Schedule 14

 Support Areas 15

 Storage (see “Appendix E - Photos” – page 39) 15

Electrics 16

 FOH Positions 16

 Instrument Inventory 16

 Control Console 16

 House Lights 16

 Control Distribution 16

 Dimmers (controlled via DMX universe 1)..... 17

 DMX Relays (controlled via DMX universe 1) 17

 FOH Road Patch 17

 Company Switches 18

 Follow Spots 18

 Lighting Accessories 18

 Atmospherics 18

 Cabling 19

 Miscellaneous..... 19

 Circuit and Dimmer Schedule 20

Audio..... 21

 Power 21

 Wiring (see “Mixing Consoles” section for FOH audio snake information)..... 21

 Control Location..... 21

 Hearing Assist System 21

 Paging System 21

 Mixing Consoles..... 22

 PA System..... 22

Clear-Com.....	23
Wardrobe.....	24
Dressing Rooms (see “Appendix E - Photos” – page 40).....	24
Wardrobe Area (see “Appendix E - Photos” – page 41).....	24
Laundry Room (see “Appendix E - Photos” – page 42).....	24
Appendix A – Supplemental Audio Inventory.....	25
Mics.....	25
Direct Boxes.....	26
Portable Consoles.....	26
Portable Speakers*.....	26
Foldback Speakers*.....	26
Cable.....	26
Microphone Stands.....	27
Appendix B – Supplemental Video Inventory.....	28
Projectors.....	28
Projector Lenses.....	28
Projection Screens.....	28
Video Switchers.....	28
Signal Conversion.....	28
Content Sources.....	28
Video Cable.....	28
Displays.....	29
Display Stands.....	29
Appendix C – Instrument Inventory.....	30
Drums.....	30
Percussion.....	30
Piano/Keys.....	31
Miscellaneous.....	31
Appendix D – Ground Plans & Layouts.....	32
Walton Arts Center Facility – Floor Plan.....	32
Baum Walker Hall – Seating Chart – Orchestra.....	33
Baum Walker Hall – Seating Chart – Balcony.....	34
Baum Walker Hall – Stage Layout.....	34

Appendix E - Photos.....36

- Venue Truck Entrance36
- Venue Loading Dock36
- BWH Stage View37
- BWH Audience View37
- Interior Loading Dock View38
- Stage View from Loading Dock.....38
- Additional Storage – “Boneyard”39
- “Boneyard” – Alternate View39
- Chorus Dressing Room40
- Principal Dressing Room.....40
- Wardrobe Room.....41
- Visiting Production Office.....41
- BWH Green Room.....42
- Laundry Room.....42

Contact Information

Director, Programming

Jennifer Ross
Office: 479-571-2778
jross@waltonartscenter.org

General Manager

Bob Pless
Office: 479-571-2791
bpless@waltonartscenter.org

Production Staff

Technical Director

Alex Newby
Office: 479-571-2736
anewby@waltonartscenter.org

Production Manager

Cody Kopp
Office: 479-571-2701
ckopp@waltonartscenter.org

Assistant Technical Director

Josh Spurgers
Office: 479-571-2713
jspurgers@waltonartscenter.org

Audio Supervisor

Honnah Sartin
Office: 479-571-2729
hsartin@waltonartscenter.org

Artist Services Coordinator

Kayli Patterson
Office: 479-316-7544
kpatterson@waltonartscenter.org

Senior Production Coordinator

Hali Pinson
Office: 479-571-2711
hpinson@waltonartscenter.org

Front of House

Patron Services Manager

Ranny Kulink
Office: 479-571-2754
rkulink@waltonartscenter.org

Box Office

Box Office Manager

Andrew Crowe
Office: 479-571-2750
acrowe@waltonartscenter.org

For local hospitality and lodging information, please contact the **Artist Services Coordinator**.

Fayetteville, Arkansas is located in the Northwest corner of Arkansas in the **Central Time Zone**.

Driving Directions

Walton Arts Center – Fayetteville, Arkansas - 479-443-9216

- **From the South:** From I-40 take I-49 North at Alma, Arkansas.
- **From the North:** From I-44 take US-71 South at Joplin, Missouri (it will turn into I-49 in Bentonville, Arkansas).
- **From the West:** From I-44 take US-412 East at Tulsa, Oklahoma. Turn South at I-49 in Springdale, Arkansas.
- **From the East:** The two options are I-40 and I-44; see above.

Once on **I-49**, take **EXIT 62** which is also US-62.

Turn East and continue **1.8 miles** to a traffic light at the intersection with **School Avenue** (O'Reilly Auto Parts and Walgreen's at the intersection).

Turn left on School Avenue. Go **0.9 mile** on a curved, 4-lane uphill through a double "S", continuing to the intersection with **Dickson Street** (Washington County Courthouse on your right).

Turn left on Dickson Street. Go downhill **0.4 mile** to the traffic light at the intersection with **West Avenue** and **turn left**. The WAC is on the corner to your left. The **first driveway on your left** will line you up to back into our loading dock.

Ample public parking is available across the street to the West of the theater. Arrangements can be made for onsite or offsite bus, truck, and trailer parking based on the needs of the production.

Please forward these directions to your transportation captain or lead driver.

Company Management

Green Room (see “Appendix E - Photos” – page 36)

The green room is located adjacent to dressing rooms in US hallway, stage left.

Production Office

The production office is a dedicated touring production office, located just inside the stage door, and features wired internet and phone connections. The room is 255 square feet, with furniture available upon request. Wireless internet is available throughout the backstage areas. Due to the technical constraints of Walton Arts Center’s Wi-Fi and internal networking, we request that this only be used for accessing web-based mail and similar applications. Please refrain from downloading large files and accessing bandwidth-intensive websites. Download speeds and file sizes are limited at Walton Arts Center’s discretion.

Stage Manager’s Console

The stage managers console is in the downstage right wing, and includes house light control, 2-channel Clear-Com, and paging to all theater spaces. FOH view monitor and/or audio monitor available.

Local Crew

The Director of Production and department heads are full-time Walton Arts Center staff. Local stagehands are non-union and are employed by Walton Arts Center on an as-needed basis. All crew sizes, skills, and specialties are available on request and per contract negotiations with advanced notice. Most local crew members are cross-trained and can switch departments as required.

Access for People with Disabilities

All backstage areas are accessible to people with disabilities. All spaces are on the same level except for the orchestra pit, which is equipped with a stair lift. All front-of-house and patron areas are ADA compliant.

Policies

- House opens at one half hour before curtain.
- Walton Arts Center does not provide alcohol for staff, cast, or crew. However, companies may bring their own alcohol.
- The entire building is non-smoking, including the exterior loading dock and an 85’ radius from every entrance. The smoking area is located outside the loading dock.
- Badges/laminates are to be worn at all times.
- The building curfew is 11:00 PM on weekdays and 12:00 PM on weekends. This is subject to change based on the needs of the show.
- The stage door can be accessed beginning at 8:00 AM. This is subject to change based on the needs of the show.
- Walton Arts Center reserves the right to restrict operation of house equipment to Walton Arts Center personnel. Walton Arts Center reserves the right of final approval on all rigging, pyrotechnic, and/or safety issues.
- Hard hats require while riggers working overhead.
- Maximum allowable level is 95 dBA average measured at mix position.

Carpentry

Loading Dock (see “Appendix E - Photos” – page 36)

Loading dock can hold 2 tractor/trailers.

Dock exterior walking surface is 35' x 10' and covered.

Truck height is 4' 0" high by 23' wide.

Bobtail dock is 1' 10" high by 11' 9" wide.

[2] loading doors, each 10' 7" high by 7' 9" wide

[2] 50A, 120'208V, 1Ø receptacles (NEMA B-33) available for shore power

Distance from dock to theater is approximately 50' at stage level.

Seating Capacity

Orchestra floor	704
Orchestra pit	35
Balcony	462
Total	1201

Stage Dimensions

Proscenium opening: 24' high by 40'-58' wide (with adjustable tirms)

Plaster line to US wall: 39' 4"

Plaster line to last US line set: 35' 7"

Plaster line to DS edge: 5' 6"

Grid height: 70'

Centerline to SL wall: 49' 6"

Center to SR fly rail: 47'

Loading door opening: 16' 6" high by 8' wide

Height above orchestra level: 42"

Orchestra Pit Lift

8' deep at center line by 48' 4" wide, adjustable height via spiral lift

Semi-circular DS edge may be used as an apron.

Access via SL AP stairway.

Pit extends under stage an additional 7'. The height clearance in this area is 79".

Load limits: 15,000 lbs. moving / 37,500 lbs. static

Stage Floor

Sprung surface extending from DS trough to 37' US of plaster line. Black Stagelam surface.

No traps. Cross-stage trough and US-DS (SR) trough 12" wide by 4" deep runs full width of DS edge of deck. Deck screws/pre-drilled lag bolts only.

Soft Goods

- [1] Main curtain (red 26 oz Prestige) - 27' high by 39' wide x 2 panels sewn 50% full with black Poly Chintz liner. Flies and travels manually from SR.
- [1] Valance (red 26 oz Prestige) – 15' high by 66' wide, sewn flat.
- [4] Borders (black Encore) – 12' high by 72' wide, sewn flat.
- [1] Border (black Encore) – 16' high by 72' wide, sewn flat.
- [8] Legs (four pairs, black Encore) – 32' high by 12' wide, sewn flat.
- [2] Legs (one pair, black Encore) – 32' high by 16' wide, sewn flat.
- [1] Scrim (black) – 30' high by 70' wide.
- [1] Scrim (white) – 30' high by 70' wide.
- [2] Cyclorama (white Leno) – 32' high by 75' wide, seamless.
- [1] Bounce (white poly muslin) – 32' high by 60' wide, vertical seams.
- [2] Tabs (black Encore) – 32' high by 28' wide, sewn flat.
- [1] Full-Stage Blackout (black Encore) – 32' high by 72' wide.

Props

Acoustical Shell

Wenger Diva; white oak laminate facing with Lieto LED lights built into the ceiling panels. 30' 4.5" deep from plaster line. 58' wide at plaster line and 47' wide upstage. Wall sections store in alcove SL (**cannot be struck**). Ceiling stores on 4 battens indicated in line set schedule (page 14). Ceiling can be struck to rolling carts but requires use of black box theater for storage.

Music

- [100] Wenger orchestra chairs (black, assorted heights)
- [67] Wenger music stands (black)
- [61] Music stand lights (incandescent, dimmable upon request)
- [1] Wenger conductor's music stand
- [1] Wenger conductor's podium (two-levels at 6" and 12" heights)

Platforms/Riser Decks

- [24] Wenger Versalite decks (4' by 8')
- [144] Adjustable legs (18"-40" height range)
 - Fixed legs also available in 8" increments.
 - Additional risers and legs available when required
 - Velcro skirts available at 8", 16", and 24". (approximately 120 running feet each)

Lectern

- [1] WAC branded lectern (birch and silver, 2' wide by 4' high)

Dance Floor

Harlequin reversible dance floor (black/white, semi-gloss, rolls 6'6" wide)

- [5] 65' long rolls
- [1] 58' long roll
- [5] 41' long rolls

Rigging

Motor points and other miscellaneous attachments (i.e. picks, etc.) may be made to the grid grating (limit 500 lbs/point) or steel superstructure (limit 2000 lbs/point).

Superstructure beams and corresponding grid wells run US-DS on approximate 11' centers. House steel is available for baskets and/or bridles if required. Extra rigging time should be factored into productions that require many bridles. Flying rigs (i.e. Foy, ZFX, etc.) must use batten stiffeners or be flown using a truss; choice of methodology to be at the sole discretion of WAC Technical Director.

There are an extremely limited number of points available downstage of the proscenium.

Please contact the Technical Director to discuss hanging in the house.

Fly System

[47] single purchase line sets

[4] tab battens (2 SL and 2SR) – approximately 37' and 39' off-center, 28' long.

All battens are 1-1/2" schedule 40 steel pipe.

34' from first available to last available line set.

Line sets #5a, #15, #25, #35, and #37 have permanently affixed electrical raceways. The cable picks and raceways **cannot be struck**.

There are 5 occupied line sets: #2 traveler track; #6, #16, #26, #36 orchestra ceilings.

Main curtain traveler track **cannot be struck**.

Orchestra ceilings may be struck but require the black box theater for storage.

Lighting fixtures and soft goods may be moved or struck, including the main curtain.

Shell ceiling bottoms trim out at 54' 6".

15,000 lbs available on loading bridge (at least an additional 20,000 lbs is available onsite).

Lock rail SR at floor level.

A cue light system (red, blue, green) is installed at rail, with tie-ins DSR and DSL.

Pin Rail: SR and SL pin rails located 43' off-center.

SR and SL pin rails are 27' high with 23' clearance beneath walking surface.

Line Set Schedule

Line Set #	Distance From Smoke Pocket	Arbor Capacity	Batten Length	Out Trim	Notes
1	7"	1,200 lbs	72'	63'	House Valance
2	1' 4"	1,200 lbs	76'	63'	Traveler Track; House Main
3	2' 1"	1,200 lbs	76'	63'	House #1 Border (12' tall)
4	2' 8"	1,200 lbs	76'	63'	House #1 Legs (12' wide)
5a	3' 8"	1,200 lbs	66'	63'	1st Electric (raceway)
5b	4' 7"	1,200 lbs	66'	51'	
6	5' 2"	1,500 lbs	66'	63'	Orchestra Ceiling #1 (bottom @
7	5' 11"	1,200 lbs	66'	51'	
8	6' 8"	1,200 lbs	66'	63'	
9	7' 3"	1,200 lbs	66'	63'	
10	7' 11"	1,200 lbs	66'	63'	
11	8' 8"	1,200 lbs	66'	63'	
12	9' 4"	1,200 lbs	66'	63'	
13	10' 1"	1,200 lbs	72'	63'	House #2 Border (16' tall)
14	10' 9"	1,200 lbs	72'	63'	House #2 Legs (16' wide)
15	11' 8"	1,200 lbs	66'	50'	2nd Electric (raceway)
16	12' 8"	1,500 lbs	66'	63'	Orchestra Ceiling #2 (bottom @
17	13' 3"	1,200 lbs	66'	51'	
18	14' 0"	1,200 lbs	72'	63'	
19	14' 7"	1,200 lbs	66'	63'	
20	15' 4"	1,200 lbs	66'	63'	
21	15' 11"	1,200 lbs	66'	63'	
22	16' 8"	1,200 lbs	66'	63'	
23	17' 3"	1,200 lbs	72'	63'	House #3 Border (12' tall)
24	17' 11"	1,200 lbs	72'	63'	House #3 Legs (12' wide)
25	19' 1"	1,200 lbs	66'	48'	3rd Electric (raceway)
26	20' 1"	1,500 lbs	66'	62'	Orchestra Ceiling #3 (bottom @
27	20' 9"	1,200 lbs	66'	51'	
28	21' 5"	1,200 lbs	66'	63'	
29	22' 1"	1,200 lbs	66'	63'	
30	22' 8"	1,200 lbs	66'	63'	
31	23' 5"	1,200 lbs	66'	63'	
32	24' 1"	1,200 lbs	66'	63'	
33	24' 9"	1,200 lbs	72'	63'	House #4 Border (12' tall)
34	25' 5"	1,200 lbs	72'	63'	House #4 Legs (12' wide)
35	26' 2"	1,200 lbs	66'	48'	4th Electric (raceway)
36	27' 1"	1,500 lbs	66'	62'	Orchestra Ceiling #4 (bottom @
37	28' 8"	1,200 lbs	66'	48'	5th Electric (raceway)
38	29' 5"	1,200 lbs	66'	63'	
39	30' 0"	1,200 lbs	66'	63'	
40	30' 8"	1,200 lbs	66'	63'	

Line Set #	Distance From Smoke Pocket	Arbor Capacity	Batten Length	Out Trim	Notes
41	31' 3"	1,200 lbs	66'	63'	
42	31' 11"	1,200 lbs	66'	63'	
43	32' 7"	1,200 lbs	76'	63'	
44	33' 4"	1,200 lbs	76'	63'	
45	34' 0"	1,200 lbs	76'	63'	
46	34' 7"	1,200 lbs	76'	63'	House Blackout

- **Traveler track on line set #2 does not strike.**
- **Orchestra shell ceilings can be removed but require storage space in black box.**
- **If ceilings are removed, #5b, #7, #15, #17, #25, #35, & #37 trim out at 63'.**
- **Electric raceways and raceway cable picks cannot be removed.**
- **House standard soft good positions noted in BLUE can be moved to accommodate show needs as advanced.**

Line Set #	Distance From Center Line	Arbor Capacity	Batten Length	Out Trim	Notes
47	37' SL	1,000 lbs	28'	63'	Side tab runs US-DS.
48	39' SL	1,000 lbs	28'	63'	Side tab runs US-DS.
49	37' SR	1,000 lbs	28'	63'	Side tab runs US-DS.
50	39' SR	1,000 lbs	28'	63'	Side tab runs US-DS.

Support Areas

7' 8" wide hallway behind US wall is available for crossover if production extends fully US. This hallway can accommodate standard sized wardrobe gondolas and still permit adequate costuming and crossover space. Dressing rooms and green room directly adjacent to this hallway. Front of house is accessible from crossover hallway.

Storage (see "Appendix E - Photos" – page 39)

Additional case and equipment storage is available adjacent to loading dock in a dedicated "boneyard" area.

Electrics

FOH Positions

All measurements were taken from center stage on plaster line.

Near ceiling cove – 44' throw at 55° - pipe is 77' long.

Far ceiling cove – 56' throw at 40° - pipe is 87' long.

Balcony rail – 60' throw at 15° - rail is 87' long.

Near box booms – 44' throw at 10°-35° - pipes are 24' tall.

Far box booms – 71' throw at 15°-25° - pipes are 17' tall.

Instrument Inventory

- [16] 10° Source Four lens tubes (stored in #2 beam FOH)
- [40] 19° Source Four lens tubes (750W – 20 complete fixtures per ceiling cove)
- [48] 26° Source Four lens tubes
- [70] 36° Source Four lens tubes
- [25] 50° Source Four lens tubes
- [130] S4 fixtures (575W – body only – lenses swapped as needed)
- [28] 15°-30° S4 Zoom (with side-arms – stored in booms)
- [16] 8" Fresnel
- [32] 6" Fresnel
- [80] S4 PAR (VNSP, NSP, MFL, and WFL lenses available)
- [6] Martin Mac Aura moving lights (concentric ring and egg crate louvers available)
- [24] ETC Source Four Lustr Series 2 (cyc and fresnel adapters available)

Control Console

- [1] ETC Gio 4096 + 2 ELO Touchscreen Monitors

House Lights

Digital control panel DSL, DSR, and FOH lighting booth.

House lights can be controlled via DMX (requires second DMX universe – all relays and dimmers are in our first DMX universe.)

Control Distribution

All NET3 equipment is on the same internal network. Tour control via NET3 requires accommodation for our house DMX universes (1&2), which cannot be changed.

FOH Booth

- [1] Direct DMX input (universe 1 – bypasses NET3 system)
- [1] 2-port programmable gateway (input)
- [2] RJ45 ports for portable gateways

FOH Catwalks Near & Far (per catwalk)

- [1] 2-port programmable gateway
- [2] RJ45 ports for portable gateways

Box Booms Near & Far (per boom, per side)

- [1] RJ45 port for portable gateways

Balcony Rail

- [1] 2-port programmable gateway
- [2] RJ45 ports for portable gateways

Pin Rails SL & SR (per side)

- [4] RJ45 ports for portable gateways

AP Positions SL & SR (per side)

- [1] RJ45 port for portable gateways

US Wall SL & SR (per side)

- [1] RJ45 port for portable gateways

DSR SM Panel

- [1] 1-port programmable gateway (input)
- [2] RJ45 ports for portable gateways

DSL SM Panel

- [1] Direct DMX input (universe 1 – bypasses NET3 system)
- [1] 2-port programmable gateway (input)
- [2] RJ45 ports for portable gateways

1st Electric

- [1] 2-port programmable gateway
- [1] RJ45 port for portable gateways

Additional Net3 Equipment

- [8] 2-port portable gateways (output)
- [1] Wireless AP for RFR

Dimmers (controlled via DMX universe 1)

- [356] 2.4 kW ETC Sensor D20AF modules

DMX Relays (controlled via DMX universe 1)

- [12] SL pin rail (NEMA 5-20R single)
- [12] SR pin rail (NEMA 5-20R single)
- [4] DSL wall (NEMA 5-20R single)
- [4] DSR wall (NEMA 5-20R single)
- [8] USC wall (NEMA 5-20R single)
- [6] Balcony Rail (NEMA 5-20R duplex)
- [1] Box Boom HR (NEMA 5-20R duplex)
- [1] Box Boom HL (NEMA 5-20R duplex)
- [4] Near FOH catwalk (NEMA 5-20R single)
- [4] Far FOH catwalk (NEMA 5-20R single)

FOH Road Patch

- [56] FOH 2.4 kW circuits – Aps, box booms, and balcony rail only

Company Switches

- [2] 120/208V; 3Ø; 400A; bare wire or Cam-lok – USL on SL wall
- [1] 120/208V; 3Ø; 200A; bare wire or Cam-lok – USL on US wall
- [1] 120/208V; 3Ø; 100A; bare wire or Cam-lok – USL on US wall
- [1] 120/208V; 3Ø; 100A; bare wire or Cam-lok – USR on US wall
- [1] 120/208V; 3Ø; 200A; bare wire or Cam-lok – outside of loading dock near stage door

All company switches (except loading dock 200A) have Cam-Lok connections preinstalled.
Ground and neutral are turned around on all company switches.
Bare wire tie-in available on all company switches.

Follow Spots

- [3] Lycian 1295, 3K, Xenon

85' throw at 25°

Spot booth is 30' wide by 8' deep, centered above balcony on rear wall.

Lighting Accessories

- [8] 10' boom with 50lb base
- [4] rolling floor stands / rovers
- [12] barn doors (10" frame)
- [20] barn doors (7-1/2" frame)
- [18] pipe-clamp scenery bumpers
- [8] 6" color extenders (for Source Four ERS)
- [10] Source Four drop-in iris (full-size)
- [4] Source Four drop-in iris (Jr-size)
- [55] Side-arms
- [24] Source Four LED Cyc Adapter
- [24] Source Four LED Fresnel Adapters
- [1] 20" mirror ball with ADJ MB DMX II mirror ball motor

Atmospherics

- [2] Unique 2.1 Hazers
- [1] High End F-100 fog generator

Cabling

- [36] 3' 12/3 2P&G/stage pin
- [30] 5' 12/3 2P&G/stage pin
- [34] 10' 12/3 2P&G/stage pin
- [22] 25' 12/3 2P&G/stage pin
- [13] 50' 12/3 2P&G/stage pin
- [10] 75' 12/3 2P&G/stage pin
- [1] 100' 12/3 2P&G/stage pin
- [1] 25' Socapex
- [4] 75' Socapex
- [3] 100' Socapex
- [2] 150' Socapex
- [8] 12 AWG 2P&G/stage pin to Socapex break in
- [10] 12 AWG Socapex to 2P&G/stage pin break out
- [37] 2P&G/stage pin "two-fer"/splitters
- [10] 100' NEMA L5-20
- [10] 50' NEMA L5-20
- [9] 25' NEMA L5-20
- [4] Socapex (pins) to NEMA L5-20 (receptacle) breakouts
- [3] Socapex (pins) to NEMA 5-20 (receptacle) breakouts
- [5] 100' 5-pin DMX
- [10] 50' 5-pin DMX
- [10] 25' 5-pin DMX
- [15] 10' 5-pin DMX
- [15] 5' 5-pin DMX
- [10] 25' PowerCon (blue/grey)
- [24] 10' PowerCon (blue/grey)
- [35] 5' PowerCon (blue/grey)
- [20] Edison (NEMA 5-20P) to PowerCon (blue) adapters

Adapters available to convert between connector types.

Assorted lengths of 10AWG-12AWG Edison (NEMA 5-20) cable available.

Miscellaneous

- [1] Genie AWP-36 personnel lift – 36' lift

Circuit and Dimmer Schedule

Outlet Location	2.4 kW / 20 A Dimmers	2.4 kW / 20 A Relays
Ceiling Cove - Far	1-24	423-428
Ceiling Cove - Near	25-54	429-432
Control Booth	55-56	
Balcony Rail	57-80 *	388-393
Box Boom - Far HR	81-86 *	
Box Boom - Near HR	93-98 *	387
Box Boom - Far HL	87-92 *	
Box Boom - Near HL	99-104 *	394
Ante-Proscenium SL	105-108 *	
Ante-Proscenium SR	109-112 *	
#1 Electric **	113-162	
#2 Electric **	163-197	
#3 Electric **	198-229	
#4 Electric **	230-249	
#5 Electric **	250-271	
Pin Rail SL		395-406
Pin Rail SR		407-418
Drop Box #1 SL (DS)	272-275	
Drop Box #2 SL	276-279	
Drop Box #3 SL	280-283	
Drop Box #4 SL (US)	284-287	
Drop Box #1 SR (DS)	288-291	
Drop Box #2 SR	292-295	
Drop Box #3 SR	296-299	
Drop Box #4 SR (US)	300-303	
Tormentor SL	304-309	357-360
Floor Pocket #1 SL	310-313	
Floor Pocket #2 SL	314-317	
Floor Pocket #3 SL	318-321	
Tormentor SR	322-327	361-364
Floor Pocket #1 SR	328-331	
Floor Pocket #2 SR	332-335	
Floor Pocket #3 SR	336-339	
Upstage Wall Box SL	340-343	
Upstage Wall Box SL/C	344-347	
Upstage Wall Box C		365-372
Upstage Wall Box SR/C	348-351	
Upstage Wall Box SR	352-355	
Grid	356	

[*] – These circuits cable to road patch.

[**] – See Line Set Schedule (page 14) for electricians' measurements from plaster line.

ALL DIMMER CONNECTORS ARE 20 AMP 2P&G / STAGE PIN
ALL RELAY CONNECTORS ARE 20 AMP EDISON / NEMA 5-20R

Audio

Power

120/208V; 3Ø; 100A; isolated ground; company switch located on USR wall.
120/208V; 3Ø; 100A; isolated ground; company switch located on USL wall.
Both company switches have Cam-Lok tails preinstalled (G+N turned around).
Bare wire tie-in available.

5-wire feeder pre-laid in SR trough to DSR for audio distro.

[1] Motion Labs 3Ø - 100A power distro

Wiring (see “Mixing Consoles” section for FOH audio snake information)

Cat 5e locations – 2 homeruns each @ 3x US floor pockets, DSR & DSL wall jacks, Orchestra Pit, Audio Booth, and Lighting Booth, all terminating @ switch in SR Stage Manager rack.

8 dry XLR3 tie lines from mixing area to DSR; 15 x-stage XLR3 tie lines DSR to DSL; 3 DS floor pockets w/ 6x XLR3 lines each; 3 US floor pockets w/ 2x XLR3, 2x Comm, and 2x Cat 5e each.

Theater is equipped w/ one NL4 speakON circuit from DSR to DSL, and two NL2 speakON circuits (one DSR, one DSL), and two distributed inside DS trough.

Control Location

12' wide by 8' deep open mixing area in center rear of orchestra level. Approximately 60' from downstage edge and 10' under edge of balcony. Dedicated cable trough on house right (PLEASE RUN ALL CABLE HOUSE RIGHT). Cable run to offstage left approximately 120'. Cable run using house right trough and crossing stage left to stage right approximately 200'.

Hearing Assist System

Input patching located at mixing location & DSR

Paging System

Crown 180MA 4-channel amplifier for all dressing rooms and green room paging/program feed. Dressing rooms and green room paging accessed from stage right Stage Manager's console. External patching for paging, Clear-Com, and/or program input available from stage right or audio booth.

Mixing Consoles

- [1] DiGiCo S21 – 48-channel Digital Console, 24-bit/96kHz, with Dual Touchscreens, 21 Motorized Faders, 20 Rotary Encoders, 24 Mic/Line Inputs, 12 Analog Outputs, 2 Expansion Slots, Interactive Meter, 48-in/48-out USB Interface, and Built-in Digital FX
 - [1] DiGiCo D2 Stage Rack 48-channel MADi Stage Box with 48 Mic Inputs or 24 Mic/24 AES/EBU Inputs, 16 Analog Outputs. Connection to FOH via dual-redundant 75 Ω BNC digital snake.
- [1] Digidesign D-Show Profile - 3 DSP Mix Engine PCBs, VenuePro pack 3.1, ProTools LE w/ Fwx ProTools, FireWire PCB.
 - [1] Digidesign Stage Rack fitted w/ 48 XLR inputs and 16 XLR outputs; Connection to FOH via dual-redundant 75 Ω digital snake.
 - [1] Digidesign console is equipped with a full complement of FX, dynamics, and EQ plugins, as well as virtual 1/3 octave EQ on every output.

PA System

L/R Array

- [16] Meyer M'elodie
- [2] Meyer HP500

Ground Stack

- [4] Meyer HP600
- [2] Meyer CQ2
- [2] Meyer UPA-1P

Center Cluster

- [5] Meyer JM-1P
- [2] Meyer UPA-1P

Front Fills

- [6] Meyer MM-4XP

Processing

- [1] Meyer Galileo 816
- [1] Meyer Galileo 616 (Backup)

Input patching to speakers available at FOH mix position.

Maximum sound levels are closely monitored.

Walton Arts Center will have final approval on all levels.

Maximum allowable level is 95 dBA average measured at mix position.

Clear-Com

- [5] Clear-Com RS-701
- [5] Clear-Com RS 602
- [6] HME BP-200
- [1] Phone Mic
- [13] Single Muff Headset
- [7] Double Muff Headset

Clear-Com Locations – DSR, DSL, US floor pockets, Orchestra Pit, Center of House, House Right, House Left, Audio Booth, Lighting Booth, Spot Booth (spots can be isolated on CH2 with program feed)

*****For Microphones, DI boxes, Cables, Stands, Video Projection, Switching and Playback, Portable Consoles, Portable Speakers, and Foldback Speakers, see “Appendix A – Supplemental Audio Inventory” (page 25).**

Wardrobe

Dressing Rooms (see “Appendix E - Photos” – page 40)

All at stage level in the US hallway

- [3] Principal rooms, each with shower, sink toilet, and **2** lighted makeup stations
- [3] Chorus rooms, each with **2** showers, **4** sinks, **2** toilets, and **12** lighted makeup stations

Wardrobe Area (see “Appendix E - Photos” – page 41)

967 square foot wardrobe room located just inside stage door.

- [10] 20A electrical circuits (NEMA 5-20R)
- [10] rolling racks
- [5] steamers
- [5] irons
- [5] ironing boards
- [2] sinks with spray wands
- [1] sewing table and heavy duty machine

This room does not have direct access to outside ventilation. This room is approximately 150' from the dressing room hallway and SL entrance.

Laundry Room (see “Appendix E - Photos” – page 42)

200 square foot laundry facility

- [2] standard capacity washers (Samsung MODEL NO. WF36J4000AW/A2)
- [2] standard capacity dryers (Samsung MODEL NO. DV36J4000EW/A3)
- [1] high capacity washer (Samsung MODEL NO. WF56H9100AW/A2)
- [1] high capacity dryer (Samsung MODEL NO. DV56H9100EW/A2)
Electrical and water for additional W/D hookup in room.
- [2] deep basin utility sinks
- [2] 6' tables of sorting space

Appendix A – Supplemental Audio Inventory

Baum Walker Hall needs take precedent for use of this equipment.
All equipment availability and use subject to advance.

Mics

- [14] Shure SM58
- [9] Shure SM57
- [1] Shure SM81
- [1] Shure Beta 52A
- [1] Shure Beta 57A
- [1] Shure Beta 91
- [3] Shure Beta 98
- [4] Shure Beta 87A wireless
- [2] Shure SM58 wireless
- [2] Shure MX405 w/ pre-amp MX400DP
- [1] Shure WL93
- [1] Shure WL184
- [1] Shure WL185
- [2] Shure KSM 32
- [2] AKG C414B
- [5] AudioTechnica AT Pro 45
- [2] AudioTechnica AT835
- [2] AudioTechnica AT 4050
- [4] AudioTechnica AT4041
- [1] Beyerdynamic M88TG
- [4] Countryman E6
- [3] Crown PZM 30D
- [2] Crown GLM100
- [8] Crown PCC160
- [4] DPA V04099B w/ assorted clips
- [1] Earthworks FM500/HC
- [2] EV 635A
- [1] EV N/D868
- [4] EV N/D468
- [1] EV RE20
- [4] Neumann KM 184
- [3] Sennheiser 421
- [2] Sennheiser e609
- [1] Sennheiser MD 431

Direct Boxes

- [2] Radial JDI
- [2] Radial Pro D2
- [4] Radial Pro D1
- [2] Radial ProAV2
- [2] Radial J48
- [3] Countryman Type 85
- [2] Whirlwind HotBox
- [1] Horizon Speakerline DI
- [1] Whirlwind 4-Channel DI
- [2] MS-3 Mic Splitter
- [1] Artcessories Com Splitter

Portable Consoles

- [1] Behringer X32 console
- [1] Behringer X32 rack
- [1] Mackie 1202-VLZ
- [1] Behringer xAir12

Portable Speakers*

- [2] EV ETX-15P
- [2] EV ETX-18SP
- [2] EV S-1803ER
- [2] QSC K12
- [5] EAW-JF60Z

Foldback Speakers*

- [10] Crown 6002 XTI Series Amplifiers
- [2] Radian Apex 1500
- [4] Radian Apex 1200
- [2] Radian Micro RMW-1122

Cable

- [1] 100' 16x4-channel XLR3 stage box
- [1] 100' 12x3-channel XLR3 stage box
- [1] 50' 12-channel XLR3 stage box
- [2] 10' 8-channel XLR3 drive snake

Approximately 3000' miscellaneous lengths of microphone cable.

Approximately 1000' miscellaneous lengths of speaker cable with NL4 connectors.

*The house owns any necessary power amps for all passive speakers listed above

Microphone Stands

- [15] tripod boom stands
- [9] weighted base straight or boom stands
- [5] short tripod stands
- [12] short, weighted base stands
- [1] quick grip adjustable stand

Appendix B – Supplemental Video Inventory

Baum Walker Hall needs take precedent for use of this equipment.

All equipment availability and use subject to advance.

Projectors

- [2] Christie Roadster WU12K-M projectors

Projector Lenses

- [2] Christie ILS Lens 1.5-2.0SX+/1.4-1.8HD
- [2] Christie ILS Lens 4.5-7.1SX+/4.1-6.9HD

Projection Screens

- [2] Da-Lite 99814 Heavy Duty Fast-Fold Deluxe Projection Screen
(8'7" x 14'5" / 262 x 439 cm)
(Screens are flown, not ground supported)

Video Switchers

- [1] Analog Way NeXtage 16 (LiveCore) - NXT1604 (1080p model)
- [2] Blackmagic Design ATEM Television Studio HD

Signal Conversion

- [2] Decimator MD-HX HDMI / SDI Cross Converter
- [2] Decimator MD-CROSS V2 HDMI / SDI Cross Converter (overlays/test pattern)
- [2] Decimator MD-LX HDMI / SDI Bi-Directional Converter
- [2] Monoprice Blackbird 4K HDMI Audio Extractor
- [1] Monoprice Blackbird 4K HDMI Audio Inserter

Content Sources

- [2] Apple MacBook Pro 16 (touch bar model)
 - [2] Brydge Stone Pro Thunderbolt 3 Docks
 - [2] USB-C to HDMI adapter cables
 - [2] DisplayPort to HDMI adapter cables
 - [2] Qlab 4 AVL licenses
- [2] Dell Latitude 5580 laptops (Windows 10)
- [3] Mini PC Stick 8GB RAM 128GB ROM with Intel Atom Z8350 & Windows 10 Pro

Video Cable

An assortment of 3G SDI cable is available, along with a variety of other cables and adapters for general video needs.

Displays

- [2] Samsung 65-Inch BE65T-H Pro 4K Commercial Displays
- [4] Samsung 55-Inch BE55T-H Pro 4K Commercial Displays

Display Stands

- [6] Premier Mounts Low-Profile Dual Pole Floor Stand Base
- [2] Premier Mounts Lightweight Dual Pole Floor Stand Base
- [2] Premier Mounts 84” Chrome Poles (pair)
- [2] Premier Mounts 72” Chrome Poles (pair)
- [6] Premier Mounts 60” Chrome Poles (pair)
- [4] Premier Mounts Universal Low-Profile Flat Panel Mount for Dual Pole Stands (pair)
- [1] Premier Mounts Shelf for Dual Pole Stands

Appendix C – Instrument Inventory

Baum Walker Hall needs take precedent for use of this equipment.

All equipment availability and use subject to advance.

Drums

- [1] 21"/53cm Zildjian Avedis Sweet Ride
- [1] 18"/45cm Zildjian Avedis Medium Thin Crash
- [1] 16"/40cm Zildjian Avedis Medium Thin Crash
- [1] 14"/36cm Zildjian Avedis New Beat Hi-hat Top
- [1] 14"/36cm Zildjian Avedis New Beat Hi-hat Bottom
- [1] 22" Yamaha Absolute Bass Drum with Ahead Armor Case
- [1] 18" Yamaha Absolute Bass Drum with Ahead Armor Case
- [1] 16" Yamaha Absolute Floor Tom with Ahead Armor Case
- [1] 14" Yamaha Absolute Floor Tom with Ahead Armor Case
- [1] 12" Yamaha Absolute Tom with Ahead Armor Case
- [1] 10" Yamaha Absolute Tom with Ahead Armor Case
- [1] 14" Yamaha Absolute Snare with Ahead Armor Case
- [1] Yamaha Hi-hat Stand
- [1] DW5000 Kick Pedal
- [1] Yamaha Kick Pedal
- [1] Yamaha Tom Mount for two toms
- [1] Yamaha Snare Drum Stand
- [2] Pearl Snare Drum Stand
- [1] DW5000 Drum Throne
- [2] Pearl Cymbal Boom Stand
- [3] Yamaha Cymbal Boom Stand
- [1] Gibraltar Cymbal Boom Stand
- [3] Yamaha Cymbal Stand
- [1] Five Segment Drum Shield
- [2] 4' x 3' Drum Rug

Percussion

- [1] Adams Alpha Vibraphone
- [1] Zildjian "C to C" Crotales
- [1] Pearl Cajon
- [1] LP Udu Drum Utar
- [1] Meinl Guiro
- [1] Finger Cymbals
- [1] Treeworks Chimes
- [1] Duplex Sleigh Bells
- [1] Woodblock
- [1] Maracas

Piano/Keys

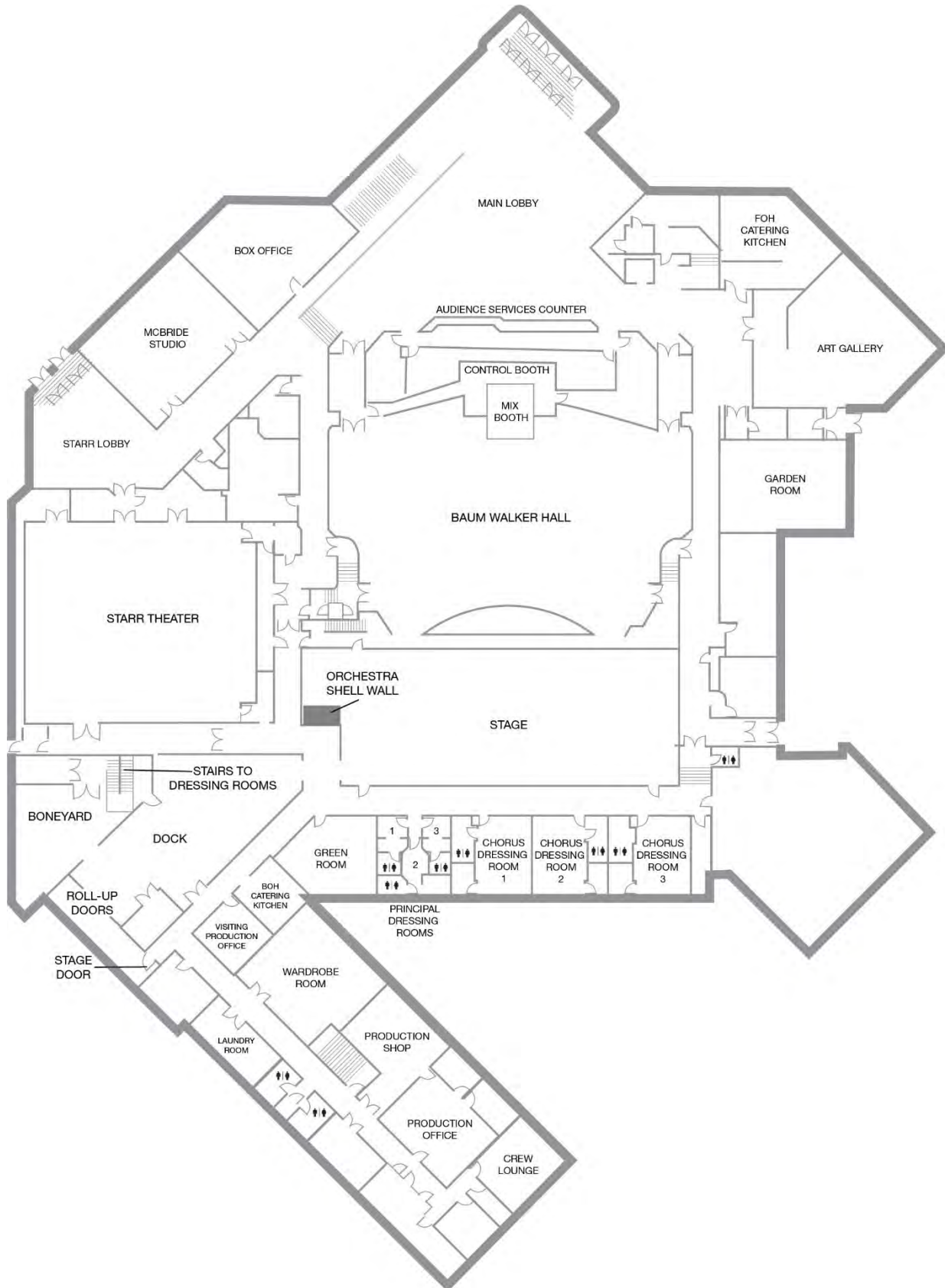
- [2] Steinway & Sons Grand Piano
- [1] Upright practice Piano
- [1] M-Audio Hammer 88 Keyboard
- [1] Kawai ES110 Digital Piano with Case
- [1] Kawai F-10H Sustain Pedal
- [1] Alesis ASP-2 Sustain Pedal
- [1] M-Audio EX-P Expression Pedal
- [1] ProLine Double Keyboard Stand
- [1] ProLine Keyboard Stand
- [2] OnStage Keyboard Stand
- [2] ProLine Keyboard Bench
- [1] OnStage Keyboard Bench

Miscellaneous

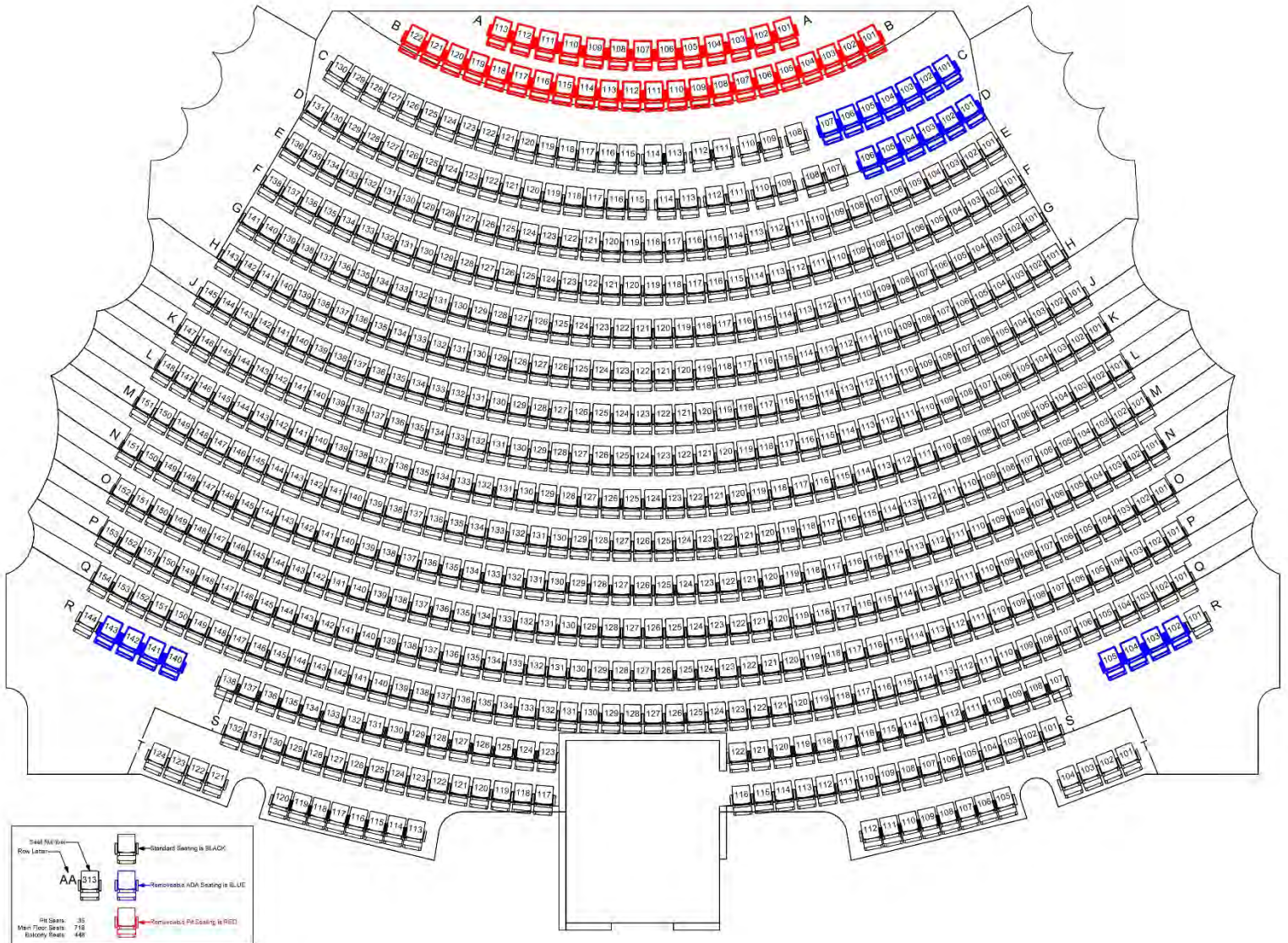
- [1] Hercules Three Guitar Stand
- [1] Hercules Guitar Stand
- [6] OnStage Guitar Stand
- [1] Full Size French Bass Bow

Appendix D – Ground Plans & Layouts

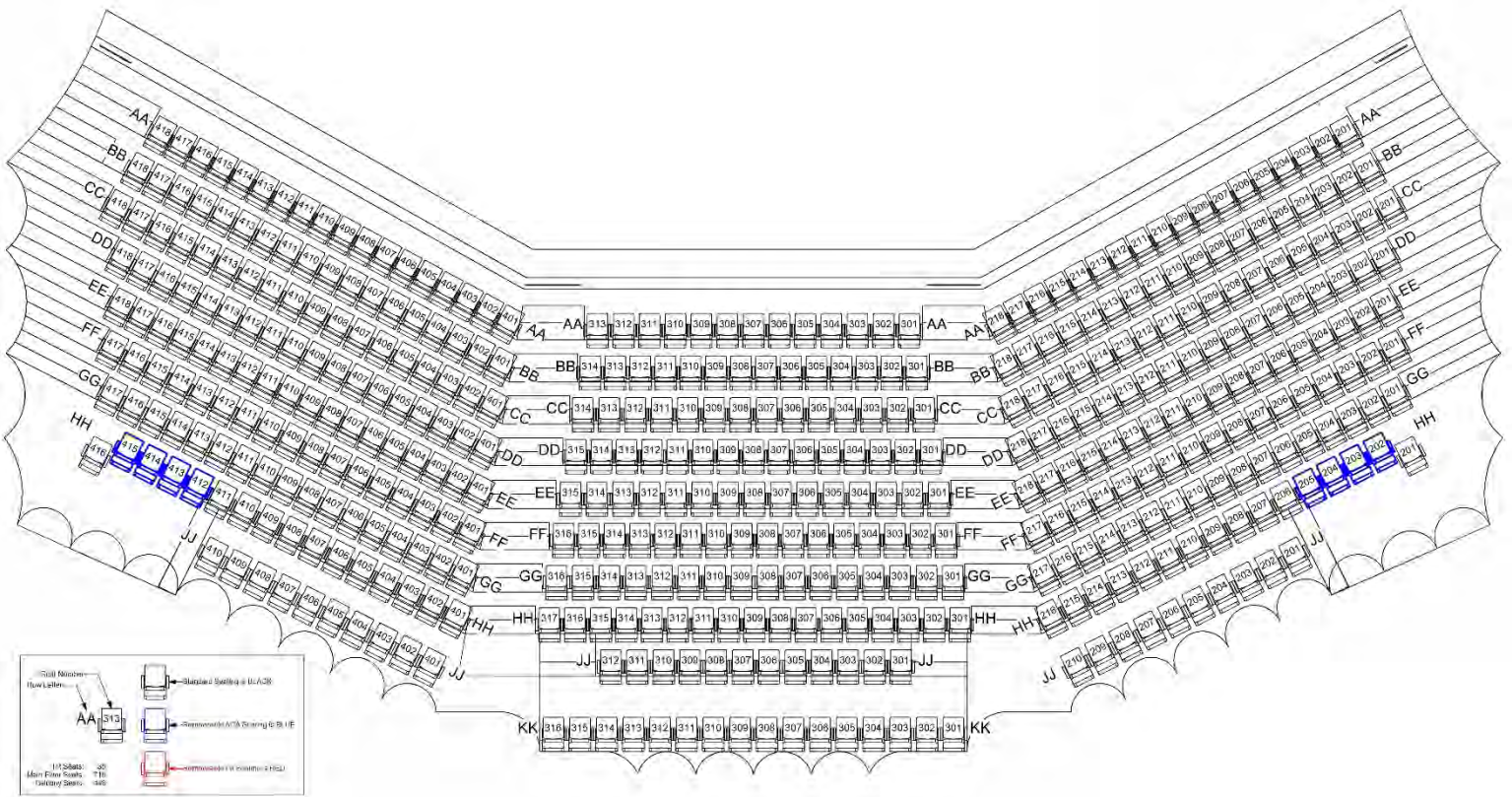
Walton Arts Center Facility – Floor Plan



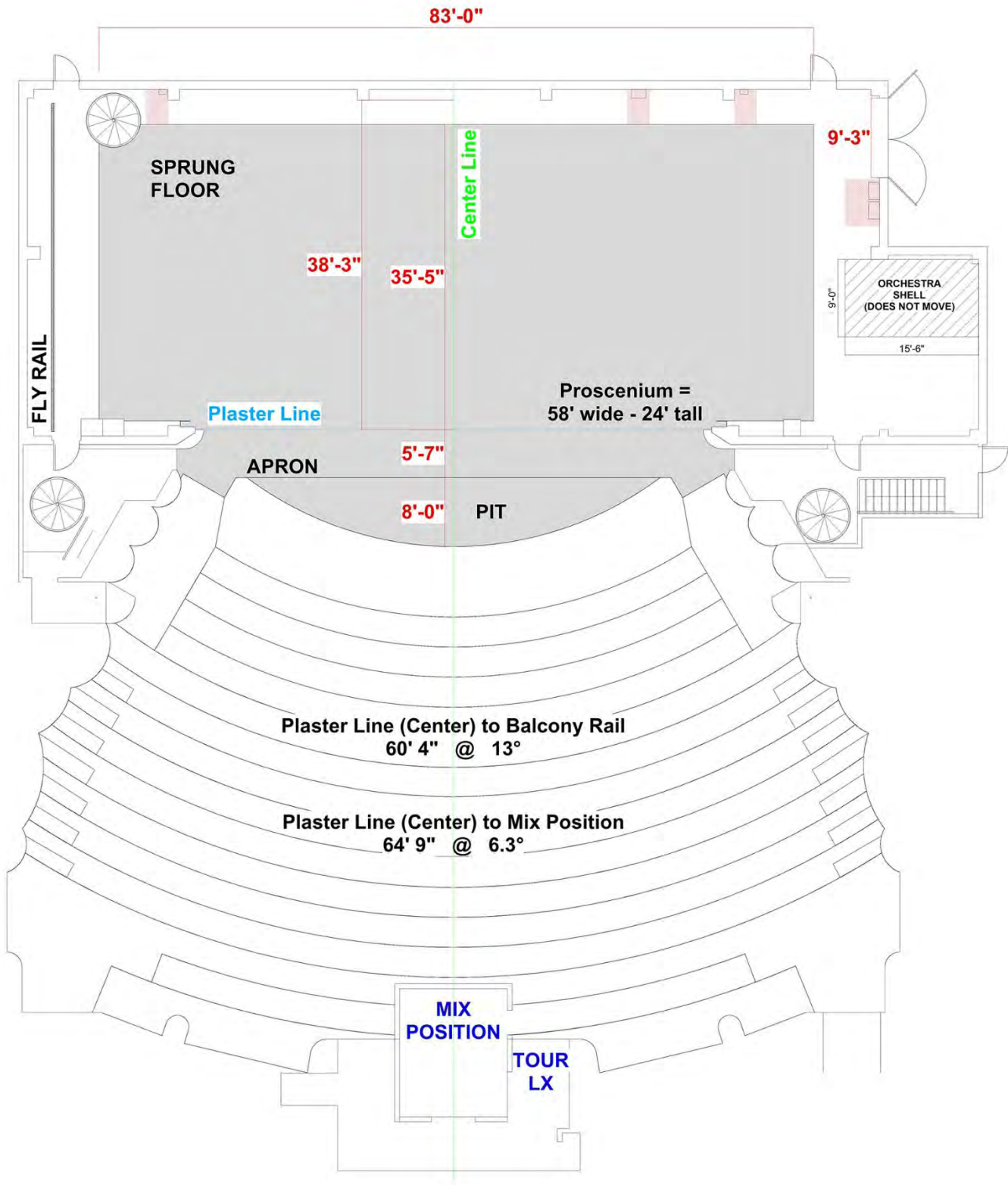
Baum Walker Hall – Seating Chart – Orchestra



Baum Walker Hall – Seating Chart – Balcony



Baum Walker Hall – Stage Layout



Appendix E - Photos
Venue Truck Entrance



Venue Loading Dock



BWH Stage View




BWH Audience View



Interior Loading Dock View



Stage View from Loading Dock



Additional Storage – “Boneyard”



“Boneyard” – Alternate View



Chorus Dressing Room



Principal Dressing Room



Wardrobe Room



Visiting Production Office



BWH Green Room



Laundry Room

